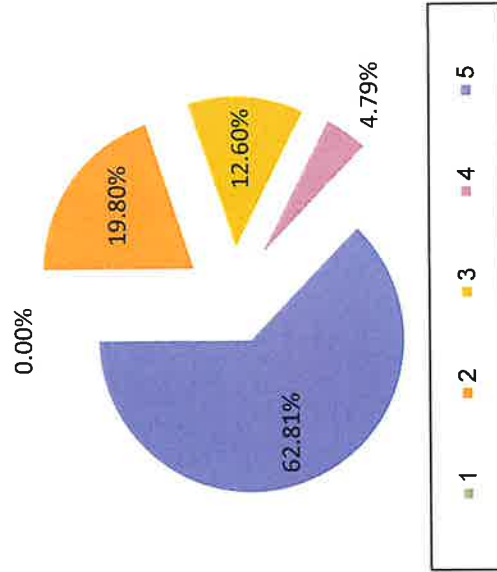


2021 Tax Mil-Rates (per \$1,000 assessed value)

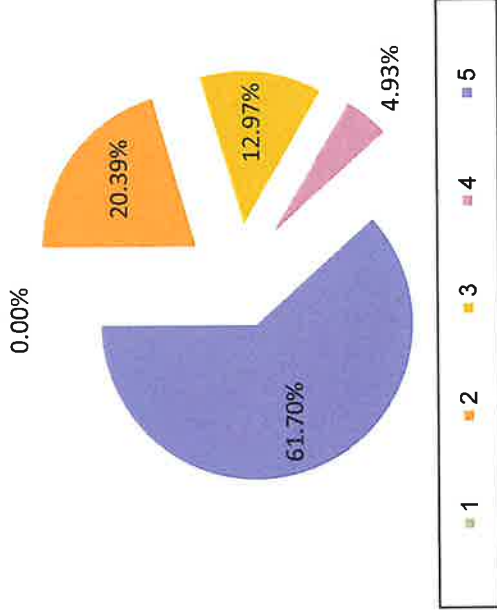
	McFarland School Dist- 3381			Oregon School Dist- 4144			Stoughton School Dist- 5621		
	2021	2020	Change fr. prior yr +/- %	2021	2020	Change fr. prior yr +/- %	2021	2020	Change fr. prior yr +/- %
State	0.00	0.00	0.000	0.00	0.00	0.000	0.00	0.00	0.000
County	3.24	4.26	-1.02	3.24	4.26	-1.02	3.24	4.26	-1.024
Local	2.06	2.91	-0.86	2.06	2.91	-0.86	2.06	2.91	-0.855
Vocational	0.78	1.12	-0.33	0.78	1.12	-0.33	0.78	1.12	-0.335
School Dist	10.26	14.21	-3.95	9.79	14.47	-4.68	9.20	13.44	-4.244
GROSS TAX	16.34	22.50	-6.17	15.86	22.76	-6.90	15.27	21.73	-6.458
State Credit	1.73	2.47	-0.74	1.73	2.47	-0.74	1.7288449	2.47	-0.744
Net Mil-Rate	14.61	20.03	-5.42	14.14	20.29	-6.15	13.55	19.26	-5.714
First \$ Credit	78.89	79.33	-0.44	77.96	79.50	-1.54	69.28	76.85	-7.570
Lottery Credit	279.78	220.11	59.67	276.51	220.58	55.93	245.73	213.24	32.490
			27.11%			25.36%			15.24%

Where Does the Tax Bill Go? - Distribution of Tax Dollars

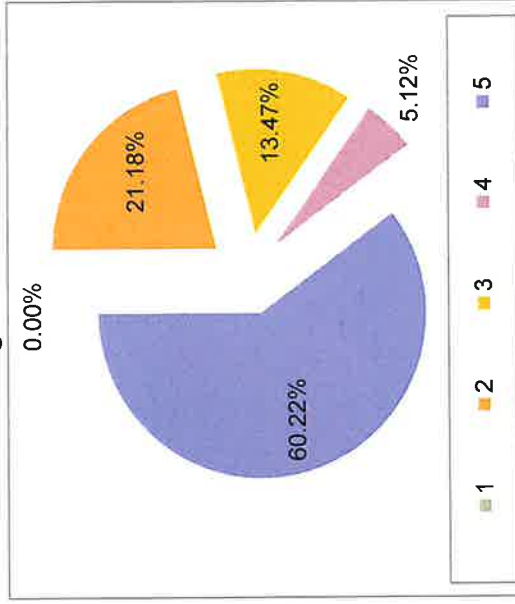
McFarland School Dist



Oregon School Dist



Stoughton School Dist



Legend: 1. State 2. County 3. Local 4. Vocational 5. School Dist