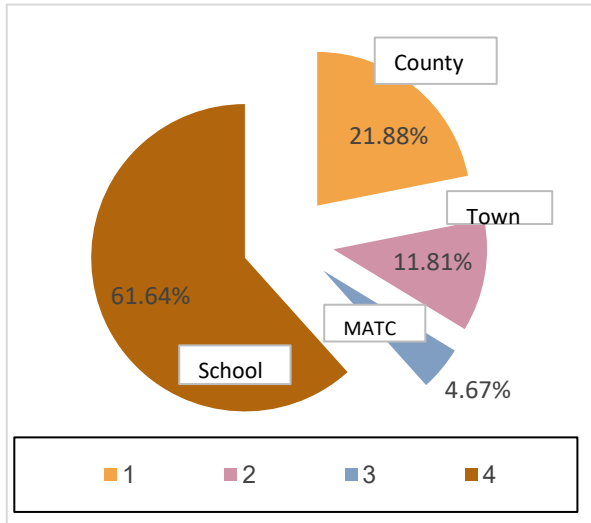


## 2024 Tax Mil-Rates (per \$1,000 assessed value)

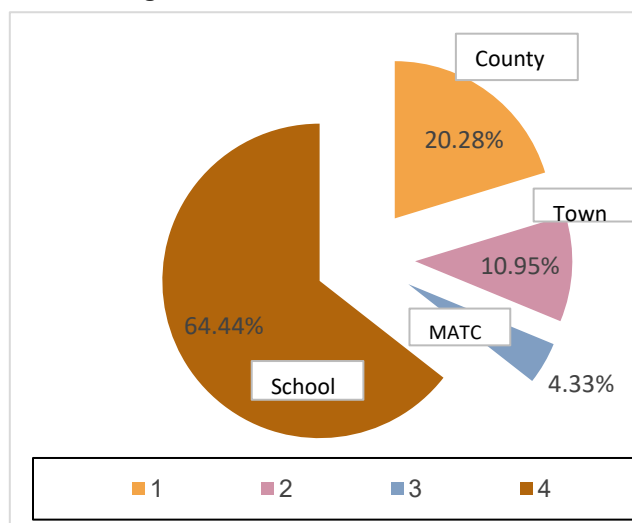
	McFarland School Dist- 3381				Oregon School Dist- 4144				Stoughton School Dist- 5621			
	2024	2023	Change fr. prior yr		2024	2023	Change fr. prior yr		2024	2023	Change fr. prior yr	
			+/-	%			+/-	%			+/-	%
County	3.99	4.02	-0.03	-0.78%	3.99	4.02	-0.03	-0.78%	3.99	4.02	-0.031	-0.78%
<b>Local-Town</b>	<b>2.15</b>	2.15	0.00	<b>-0.06%</b>	<b>2.15</b>	2.15	0.00	<b>-0.06%</b>	<b>2.15</b>	2.15	-0.001	<b>-0.06%</b>
Vocational	0.85	0.85	0.00	-0.07%	0.85	0.85	0.00	-0.07%	0.85	0.85	-0.001	<b>-0.07%</b>
School Dist	11.23	10.21	1.02	10.02%	12.67	12.18	0.50	4.07%	10.42	8.83	1.592	18.03%
<b>GROSS TAX</b>	<b>18.23</b>	17.24	0.99	5.74%	<b>19.66</b>	19.20	0.46	2.40%	<b>17.41</b>	15.86	1.559	9.83%
State Credit	2.29	2.15	0.14	6.32%	2.29	2.15	0.14	6.32%	2.29	2.15	0.136	6.32%
<b>Net Mil-Rate</b>	<b>15.94</b>	15.09	0.85	5.66%	<b>17.38</b>	17.05	0.33	1.91%	<b>15.13</b>	13.71	1.423	<b>10.38%</b>
<b>First \$ Credit</b>	76.14	78.89	-2.75	<b>-3.49%</b>	85.87	77.96	7.91	<b>10.15%</b>	70.63	69.28	1.350	<b>1.95%</b>
<b>Lottery Credit</b>	245.14	279.78	-34.64	<b>-12.38%</b>	276.49	276.51	-0.02	<b>-0.01%</b>	227.42	245.73	-18.310	<b>-7.45%</b>

## Where Does the Tax Bill Go? - Distribution of Tax Dollars

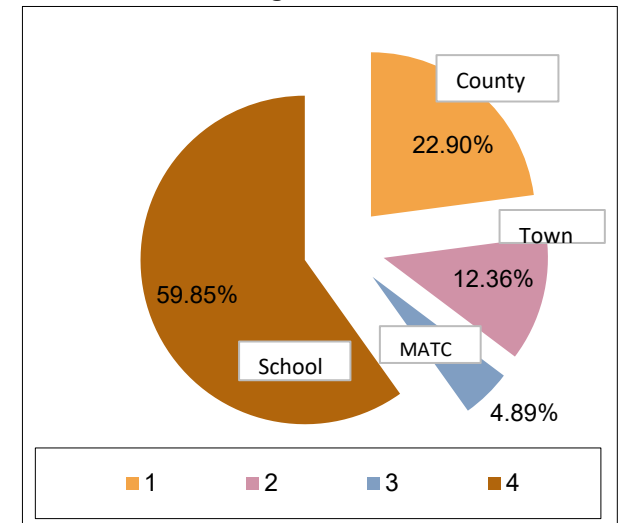
McFarland School Dist



Oregon School Dist



Stoughton School Dist



Legend:

1. State - zero

2. County 20-22%

3. Local 10-13%

4. MATC 4-5%

5. School Dist 60-65%